

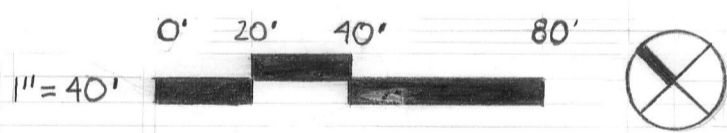


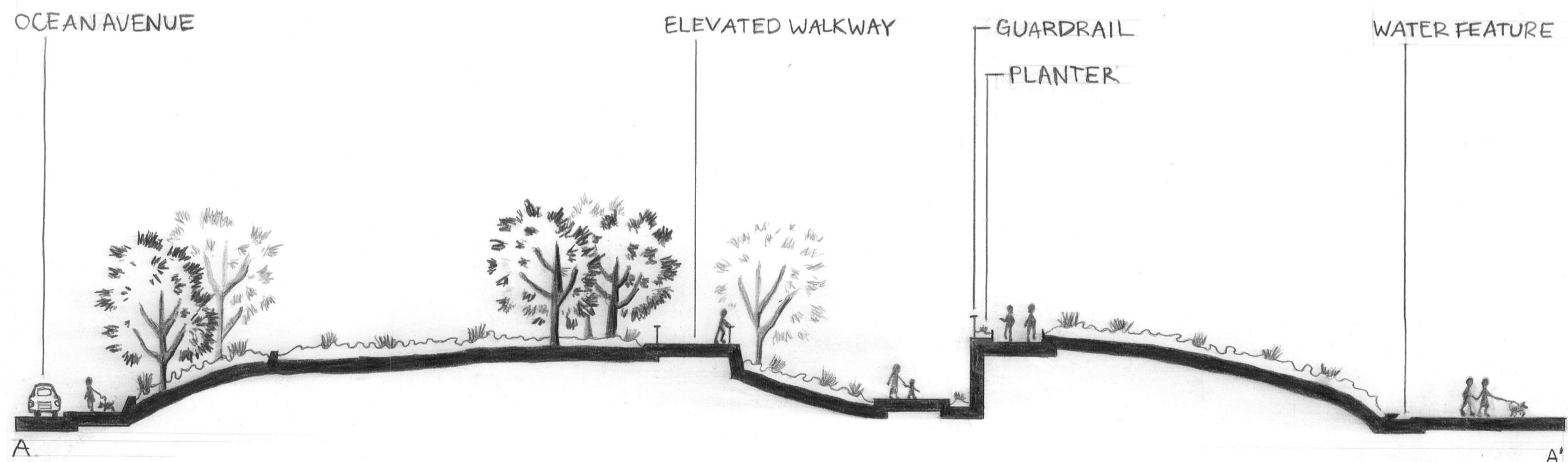
- STUDY BOUNDARY
- — MATCH LINE
- PEDESTRIAN CIRCULATION
- VEHICULAR CIRCULATION
- BUILDING
- RETAINING WALL
- FENCE





LAYOUT PLAN 45



PERSPECTIVE



SECTION/ELEVATION 45



12.5.24	TONGVA PARK	SEE BAR SCALE
DATE		SCALE
	DESIGN GRAPHICS DAVID SQUIRES	1/1
APPROVAL/SCORE	DRAWN BY LAURA WILLIAMS	SHEET NO.