
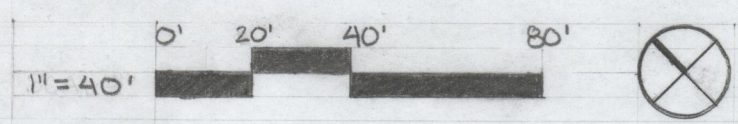


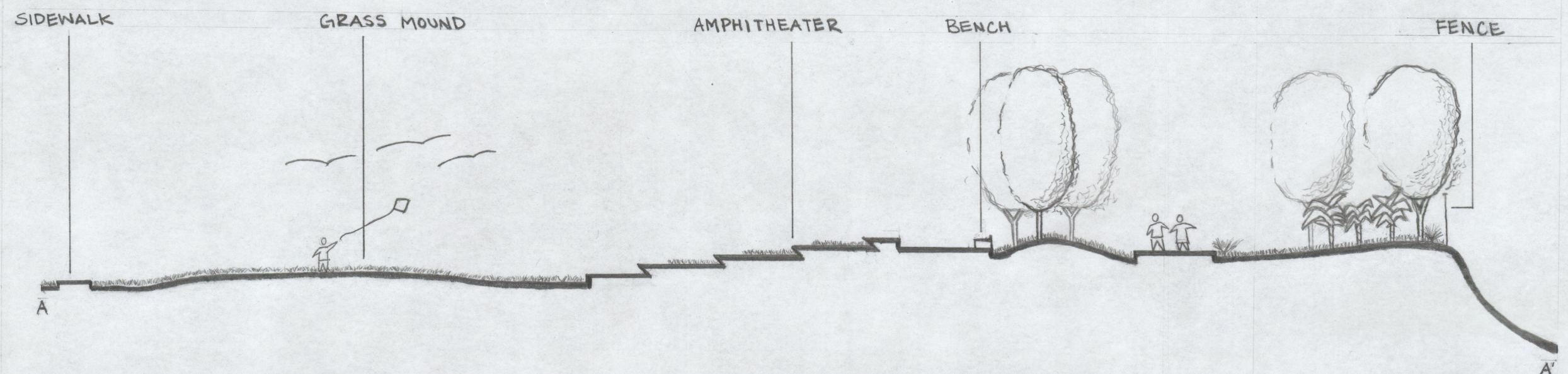
- STUDY BOUNDARY LINE
- MATCH LINE
- PEDESTRIAN CIRCULATION
- VEHICULAR CIRCULATION
- BUILDING
- RETAINING WALL
- FENCE
- TREE
- PALM TREE
- CONTOUR INTERVAL = 1'




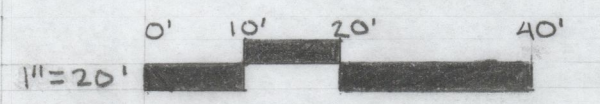
LAYOUT PLAN 3W



PERSPECTIVE



SECTION 3W



11/26/24	TONGVA PARK	SEE BAR SCALE
DATE	DESIGN GRAPHICS I DAVID SQUIRES	SCALE
APPROVAL / SCORE	DRAWN BY: BELLA SMITH	1 / 1
		SHEET NO.