

PLAY AREA

BOULDERS

PICNIC AREA

SIDEWALK

BENCH (TYPICAL)


BIKE RACK

OCEAN AVENUE



OLYMPIC DRIVE

+0.00


- STUDY BOUNDARY
- MATCH LINE
- PEDESTRIAN CIRCULATION
- VEHICULAR CIRCULATION
- BUILDING
- FENCE
- RETAINING WALL





LAYOUT PLAN QUADRANT 45



PERSPECTIVE



SECTION/ELEVATION QUADRANT 45 A-A'



3.22.24	TONGVA PARK	SEE BAR SCALE
DATE	DESIGN GRAPHICS I DAVID SQUIRES	SCALE
APPROVAL/SCORE	DRAWN BY MARIIA PUGACEVA	1/1
		SHEET NO.