

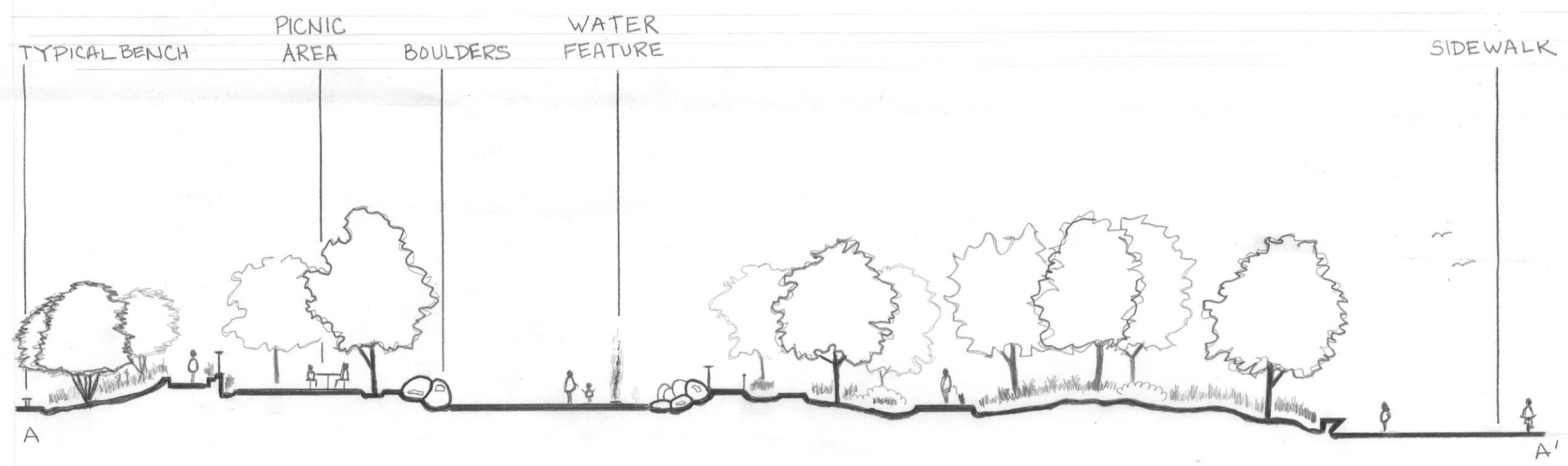


- STUDY BOUNDARY
- MATCH LINE
- PEDESTRIAN CIRCULATION
- VEHICULAR CIRCULATION
- BUILDING
- RETAINING WALL
- FENCE
- TREE
- PALMTREE
- CONTOUR

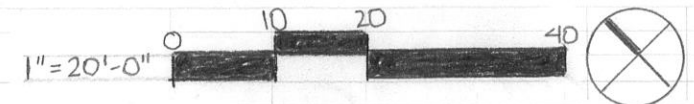
LAYOUT PLAN 45



PERSPECTIVE



SECTION-ELEVATION 45



DATE	9.3.24	TONGVA PARK	SEE BAR SCALE
SCORE	DGI - SQUIRES		1/1
	DRAWN BY: HELEN WOLFE		SHEET NO.