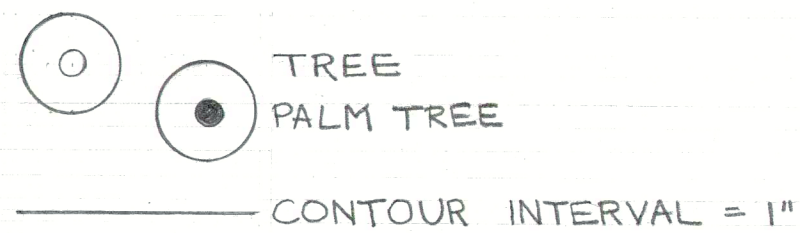





- STUDY BOUNDARY
- — MATCH LINE
- PEDESTRIAN CIRCULATION
- VEHICULAR CIRCULATION
- BUILDING
- RETAINING WALL
- FENCE



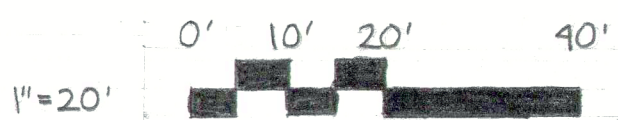
LAYOUT PLAN QUADRANT 2E



PERSPECTIVE



SECTION QUADRANT 2E



12.10.22  
DATE

TONGVA PARK  
DESIGN GRAPHICS I, SQUIRES  
DRAWN BY PERI LITVAK

SEE BAR SCALE  
SCALE  
1/1  
SHEET