




- STUDY BOUNDARY
- — MATCH LINE
- PEDESTRIAN CIRCULATION
- VEHICULAR CIRCULATION
- BUILDING
- RETAINING WALL
- FENCE



LAYOUT PLAN 2E



ELEVATION 2E



9.7.23	TONGVA PARK	SEE BAR SCALE
DATE		SCALE
APPROVAL/SCORE	DESIGN GRAPHICS 1 : SQUIRES	1/1
	DRAWN BY: MEG GLASSER	PAGE NO.