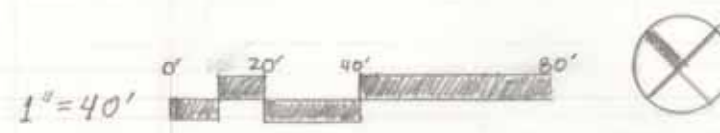
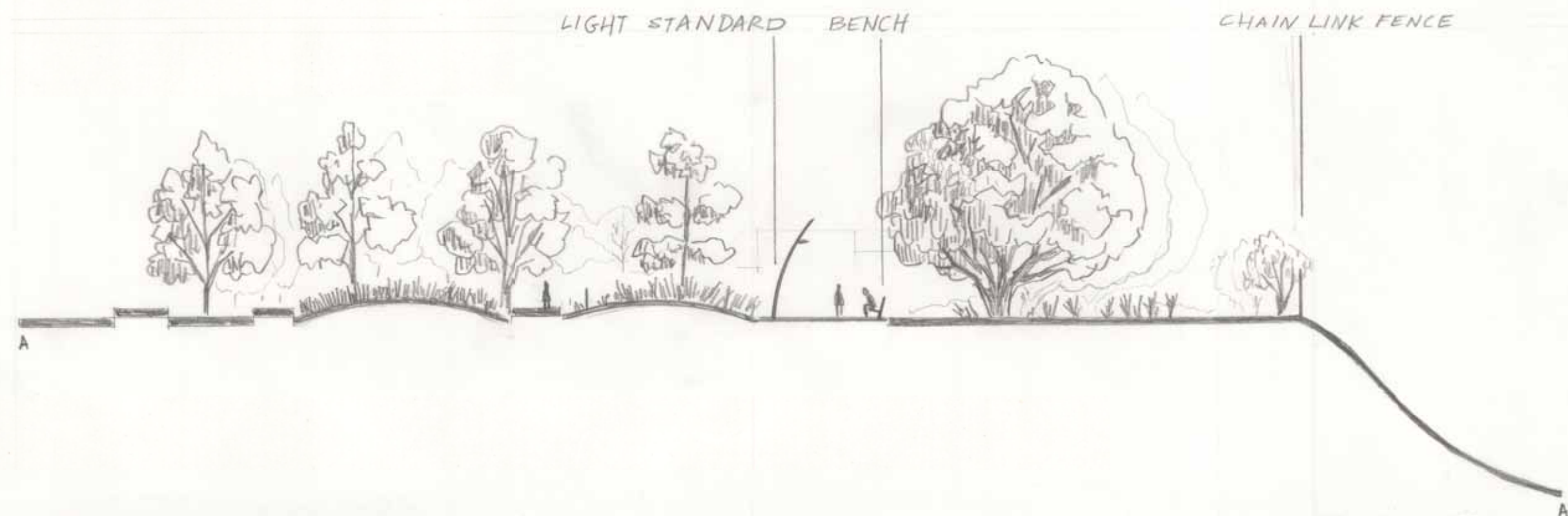


- STUDY BOUNDARY
  - MATCH LINE
  - PEDESTRIAN CIRCULATION
  - VEHICULAR CIRCULATION
  - BUILDING
  - RETAINING WALL
  - FENCE
- TREE
  - PALM TREE
  - CONTOUR LINE INTERVAL = 1'


LAYOUT PLAN QUADRANT 1N



PERSPECTIVE



SECTION/ELEVATION 1N



12.09.2022	TONGVA PARK	SEE BAR SCALE
DATE		SCALE
	DESIGN GRAPHICS 1 - D. SQUIRES	1/1
APPROVAL/SCORE	DRAWN BY ALICIA BARTOLI-ARNOLD	SHEET NO.