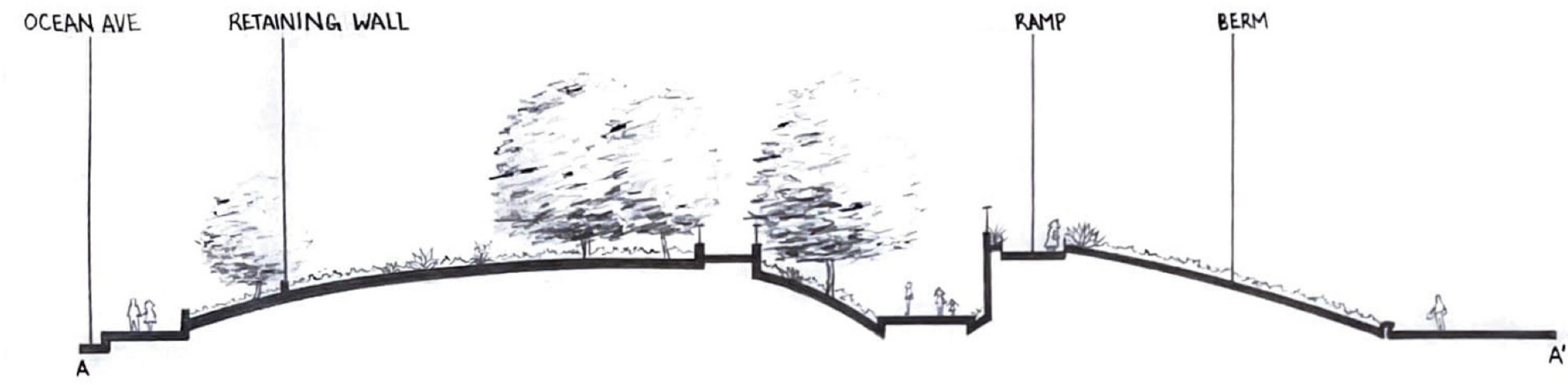




BOULDERS  
 PICNIC TABLES  
 BENCHS  
 BICYCLE RACKS  
 SPOT ELEVATION

- · — STUDY BOUNDARY
- — — MATCH LINE
- — — PEDESTRIAN CIRCULATION
- — — VEHICULAR CIRCULATION
- — — BUILDING
- — — RETAINING WALL
- — — FENCE
- TREE
- PALM TREE
- — — CONTOUR LINE

LAYOUT PLAN QUADRANT 45



SECTION QUADRANT 45



PERSPECTIVE



12.11.21 DATE	TONGVA PARK DESIGN GRAPHICS I - D.SQUIRES DRAWN BY GRACE PAN	SEE BAR SCALE SCALE 1/1 SHEET NO.
APPROVAL/SCORE		