

CHILDREN'S SPLASH PAD

PUBLIC ART

OCEAN LODGE MOTEL

PARK BENCH

SIDEWALK

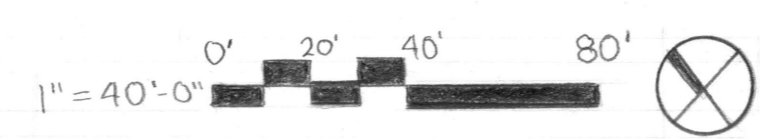
OCEAN AVE

OLYMPIC DRIVE

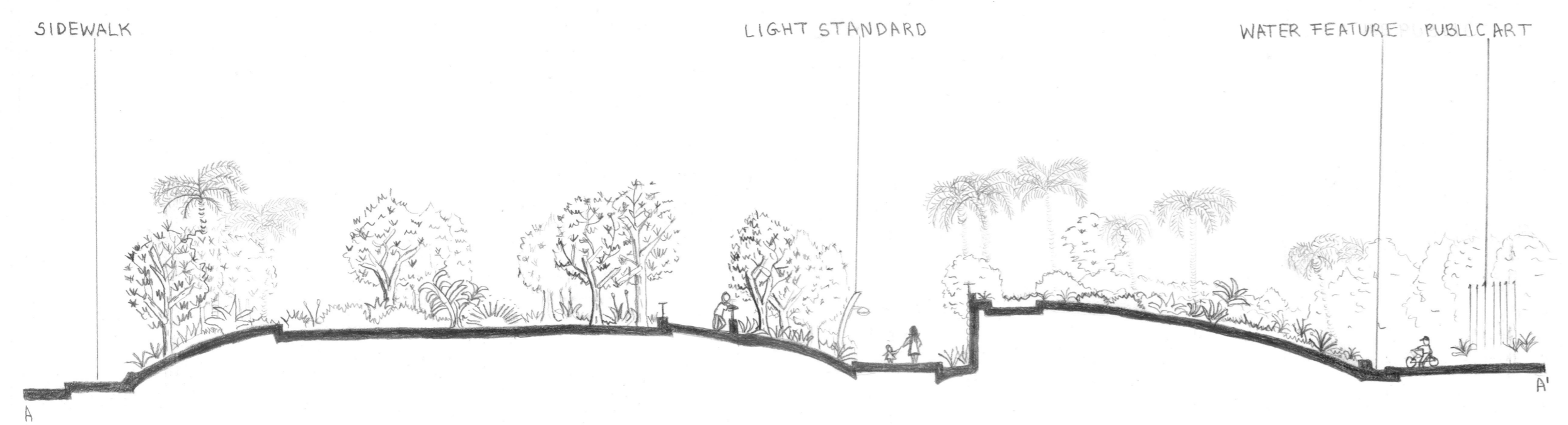

- STUDY BOUNDARY
- MATCH LINE
- PEDESTRIAN CIRCULATION
- VEHICULAR CIRCULATION
- BUILDING
- RETAINING WALL
- FENCE

- TREE
- PALM TREE
- CONTOUR INTERVAL = 1'

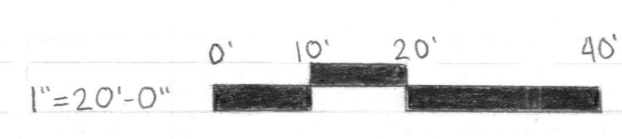
LAYOUT PLAN QUADRANT 4S



PERSPECTIVE



SECTION/ELEVATION 4S



9.1.22	TONGVA PARK	SEE BAR SCALE
DATE	DESIGN GRAPHICS I D. SQUIRES	SCALE
APPROVAL / SCORE	DRAWN BY AMY WHITE	1/1
		SHEET NO.