
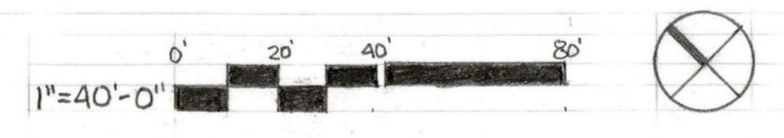





- BIKE RACK
- BENCH (TYPICAL)
- RETAINING WALL
- BERM
- PICNIC TABLE

- STUDY BOUNDARY
- MATCH LINE
- PEDESTRIAN CIRCULATION
- VEHICULAR CIRCULATION
- BUILDING
- RETAINING WALL
- FENCE
- TREE
- PALM TREE
- CONTOUR INTERVAL = 1'



LAYOUT PLAN 1/4" = 1'



PERSPECTIVE



SECTION ELEVATION 1/4" = 1'



12/11/20	TONGVA PARK	SEE BAR SCALE
DATE		SCALE
APPROVAL/SCORE	DESIGN GRAPHICS I - D. SQUIRES DRAWN BY: BRENNAN GROH	1/1
		SHEET NO.