
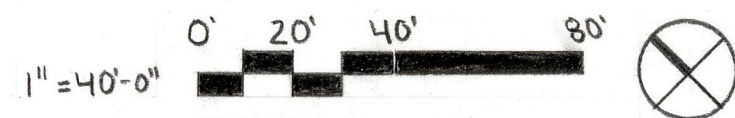



- · — · — STUDY BOUNDARY
- — — MATCH LINE
- — — PEDESTRIAN CIRCULATION
- — — VEHICULAR CIRCULATION
- — — BUILDING
- — — RETAINING WALL
- — — FENCE




LAYOUT PLAN 2E



SECTION 2E



PERSPECTIVE



12.8.20	TONGVA PARK	SEE BAR SCALE
DATE		
APPROVAL / SCORE	DESIGN GRAPHICS I	1 / 1
	DRAWN BY : KYLE MASSIE	SHEET NO