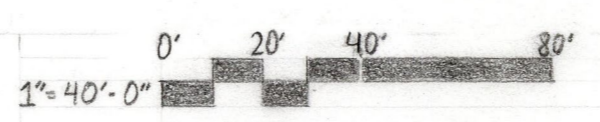


- FOUNTAIN
- WATER FEATURE
- BOULDER (TYPICAL)
- BIKE RACKS
- PLAYGROUND AREA
- BENCH (TYPICAL)
- PLAYGROUND AREA

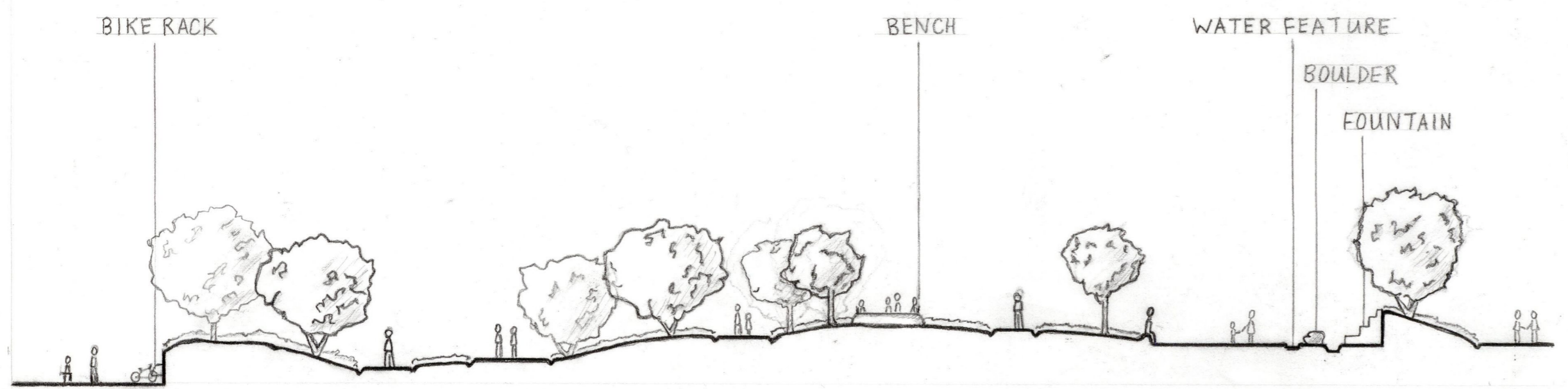
- STUDY BOUNDARY
- MATCH LINE
- PEDESTRIAN CIRCULATION
- VEHICULAR CIRCULATION
- BUILDING
- RETAINING WALL
- FENCE

- TREE
- PALM TREE
- CONTOUR INTERVAL = 1"


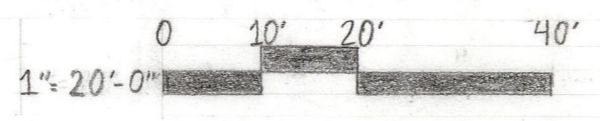
LAYOUT PLAN 2E



PERSPECTIVE



SECTION/ELEVATION 2E



12.11.20 DATE	TONGVA PARK DESIGN GRAPHICS 1 - D. SQUIRES	SEE BAR SCALE
APPROVAL / SCORE	DRAWN BY CHAN NGUYEN	SCALE 1/1
		SHEET NO.