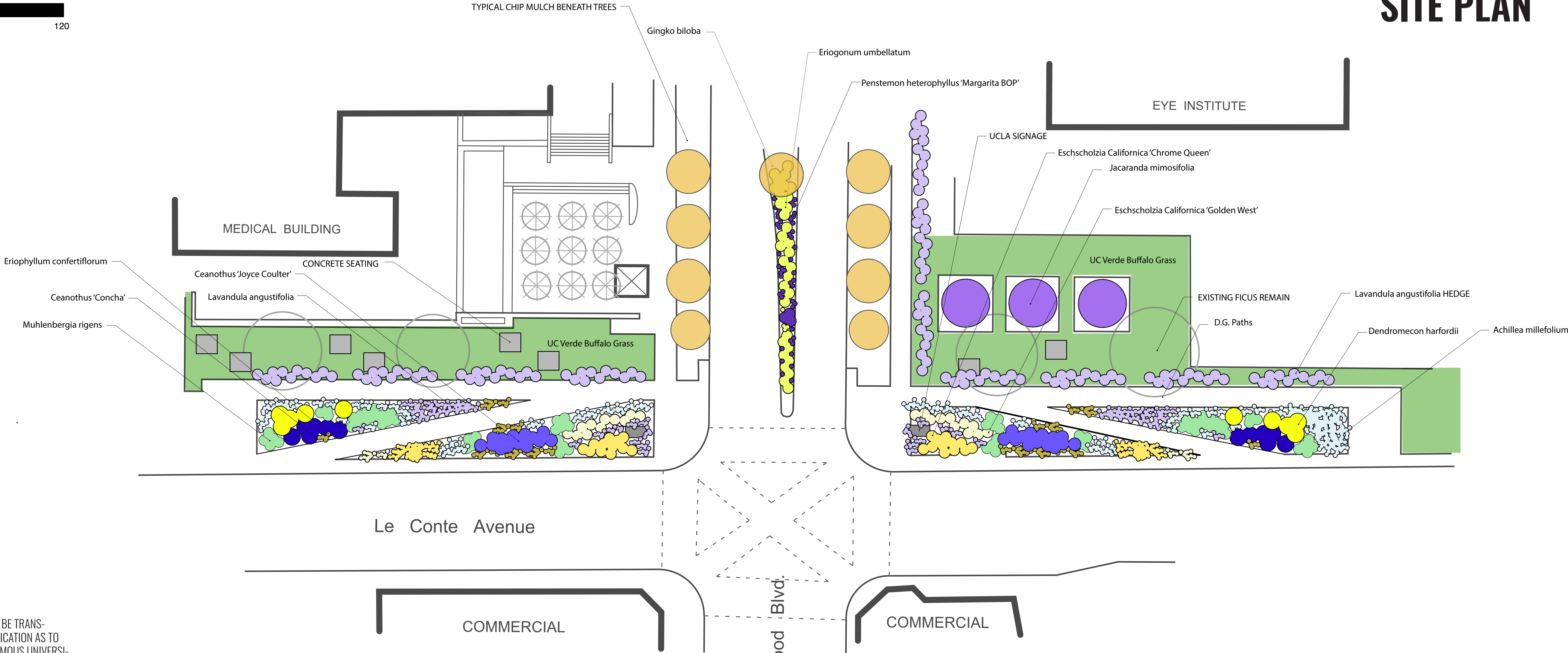




SITE PLAN



DESIGN NARRATIVE

THIS SITE ON THE SOUTHERN END OF UCLA'S MAIN CAMPUS BEGS TO BE TRANSFORMED INTO A MAIN ENTRANCE. CURRENTLY THE SITE GIVES NO INDICATION AS TO THE IMPORTANCE OF THE SITE ONE IS ABOUT TO ENTER--A WORLD FAMOUS UNIVERSITY.

MY APPROACH IN ADDRESSING THE SPACE WAS LOOKING AT THE WAY STUDENTS AND LOCALS CURRENTLY USE THE SITE. IN MY RESEARCH THERE SEEMED TO BE A SIGNIFICANT NUMBER OF STAFF FROM THE MEDICAL CENTERS, STUDENTS, PEOPLE EXPERIENCING HOMELESS AND MANY IN BETWEEN. THE LAWN, THOUGH A BIT THIRSTY, WAS WELL UTILIZED BY THE PUBLIC AND OFFERED A PLACE FOR RECREATION AND RELAXATION.

I OPTED TO KEEP LARGE PORTIONS OF THE TURF BUT SWITCHED TO A MORE DROUGHT-TOLERANT UC VERDE BUFFALO GRASS. THIS WILL ALLOW CONTINUED USE OF THE LAWN AS IT'S BEING USED NOW BUT WITH LOWER WATER NEEDS.

I ALSO OPTED TO KEEP THE FIGUS TREES. THEY ARE LARGE AND ESTABLISHED AND PROVIDE A DECENT AMOUNT OF SHADE. THEY ARE NOT WHAT I WOULD CHOOSE BUT THE REMOVAL WOULD BE COSTLY AND REPLACING TREES THAT LARGE WOULD BE PROHIBITIVELY EXPENSIVE.

MY VERY STRAIGHTFORWARD APPROACH TO THIS SITE IS KEEPING THE COLOR PALETTE WITHIN UCLA'S SCHOOL COLORS--BLUE AND YELLOW. THERE IS A BIT OF ROOM FOR INTERPRETATION AS TO WHAT CONSTITUTES 'BLUE' BUT THAT WAS THE MAIN CONCEPT.

I CHOSE CALIFORNIA NATIVES WHERE POSSIBLE AND LOW WATER-USE PLANTS LIKE LAVANDULA ANGUSTIFOLIA WHERE I DIDN'T. I PLANTED EACH SPECIES IN MASSINGS TO GIVE THE SITE AN INTENTIONAL FEEL YET THE PLANT PALETTE GIVES THE VISITOR A SENSE OF A MORE WILD CALIFORNIA GARDEN. I PLANTED EACH SIDE SYMMETRICALLY TO LEND A BIT OF FORMALITY TO THE ENTRANCE. I AM INTRIGUED BY THE IDEA OF A 'WILD' FORMAL ENTRANCE.

I ALSO INCLUDED SEATING WITHIN THE LAWN FOR STUDYING AND RELAXING. THE INCLUSION OF BILATERAL UCLA CONCRETE SIGNAGE IS ALSO INCLUDED.

CARE WAS TAKEN TO ENSURE THAT THE DIVIDER ON WESTWOOD BLVD WAS PLANTED WITH LOWER-GROWING PLANTS FOR SAFETY. CARE WAS ALSO TAKEN IN PLACING THE JACARANDAS AWAY FROM ANY PARKING AREAS WHERE THE FALLING BLOOMS MIGHT DAMAGE VEHICLES OR LOOK UNSIGHTLY.

EVERYTHING IN THE PALETTE IS EVERGREEN WITH THE EXCEPTION OF THE GINKGO TREE WHICH WILL PUT ON A FANTASTIC SHOW IN AUTUMN.



CEANOTHUS 'CONCHA'
CONCHA CALIFORNIA LILAC
6-8'H X 6-12'W
WUCOLS: LOW



CEANOTHUS 'JOYCE COULTER'
CREEPING MOUNTAIN LILAC
2-3'H X 10-15'W
WUCOLS: LOW



ERIOPHYLLUM CONFERTIFLORUM
GOLDEN YARROW
1-2'H X 1-2'W
WUCOLS: LOW



MUHLENBERGIA RIGENS
DEER GRASS
4-5'H X 4-6'W
WUCOLS: LOW



LAVANDULA ANGUSTIFOLIA
ENGLISH LAVENDER
2-3'H X 4-6'W
WUCOLS: LOW



ACHILLEA MILLEFOLIUM
COMMON YARROW
1-2'H X SPREADING
WUCOLS: LOW



PENSTEMON HETEROPHYLLUS 'MARGARITA BOP'
FOOTHILL PENSTEMON
1-2'H X 1-2'W
WUCOLS: LOW



ESCHSCHOLZIA CALIFORNICA 'GOLDEN WEST'
GOLDEN WEST POPPY
1-2'H X 1-2'W
WUCOLS: LOW



ESCHSCHOLZIA CALIFORNICA 'CHROME QUEEN'
CHROME QUEEN POPPY
1-2'H X 1-2'W
WUCOLS: LOW



DENDROMECON HARFORDII
ISLAND BUSH POPPY
6-10'H X 6-12'W
WUCOLS: LOW



ERIOGONUM UMBELLATUM
SULFUR BUCKWHEAT
10-20'H X 10-20'W
WUCOLS: LOW



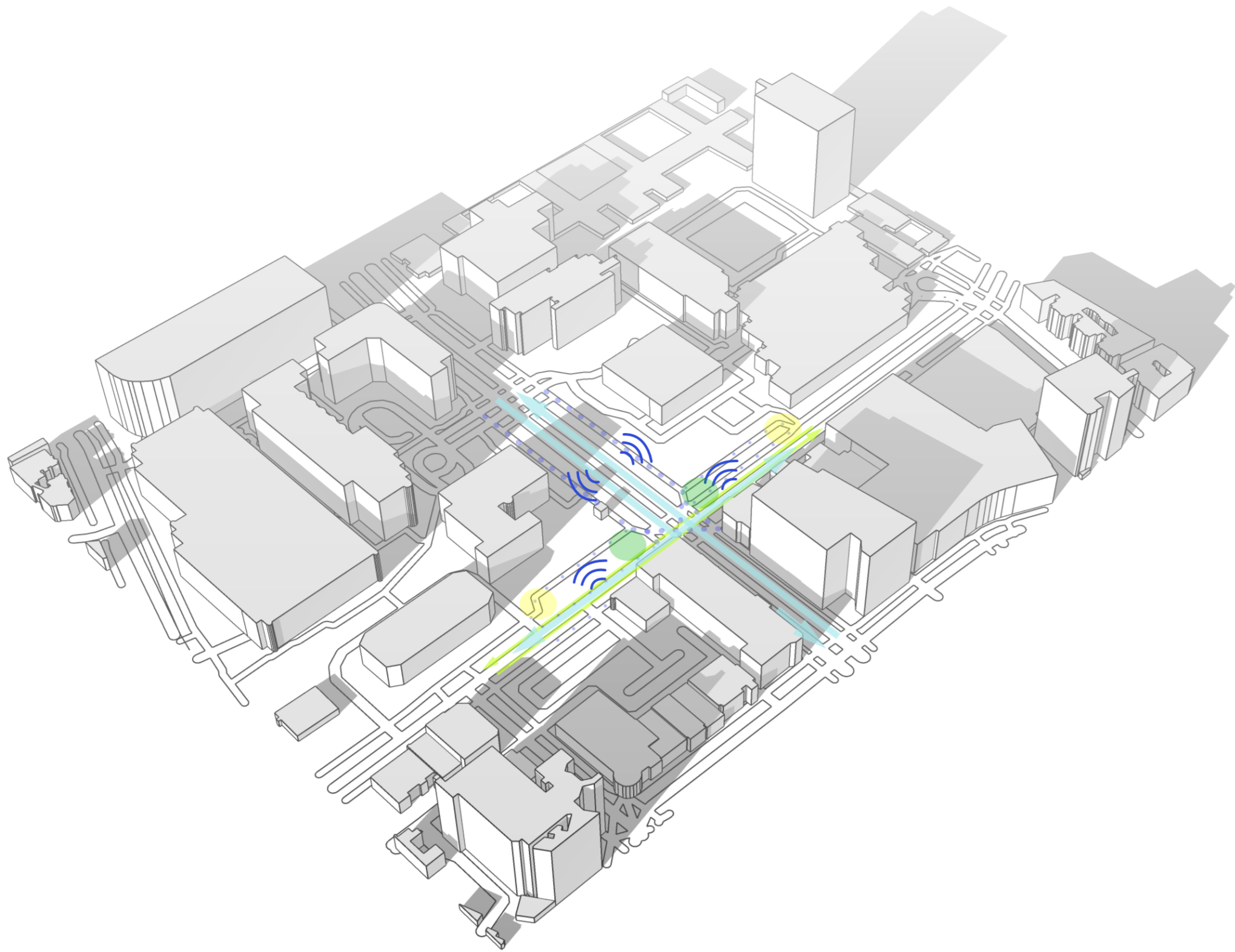
GINKGO BILOBA
MAIDENHAIR TREE
35-65'H X 25'W
WUCOLS: MED-LOW



JACARANDA MIMOSIFOLIA
JACARANDA
25-40'H X 20-30'W
WUCOLS: MED

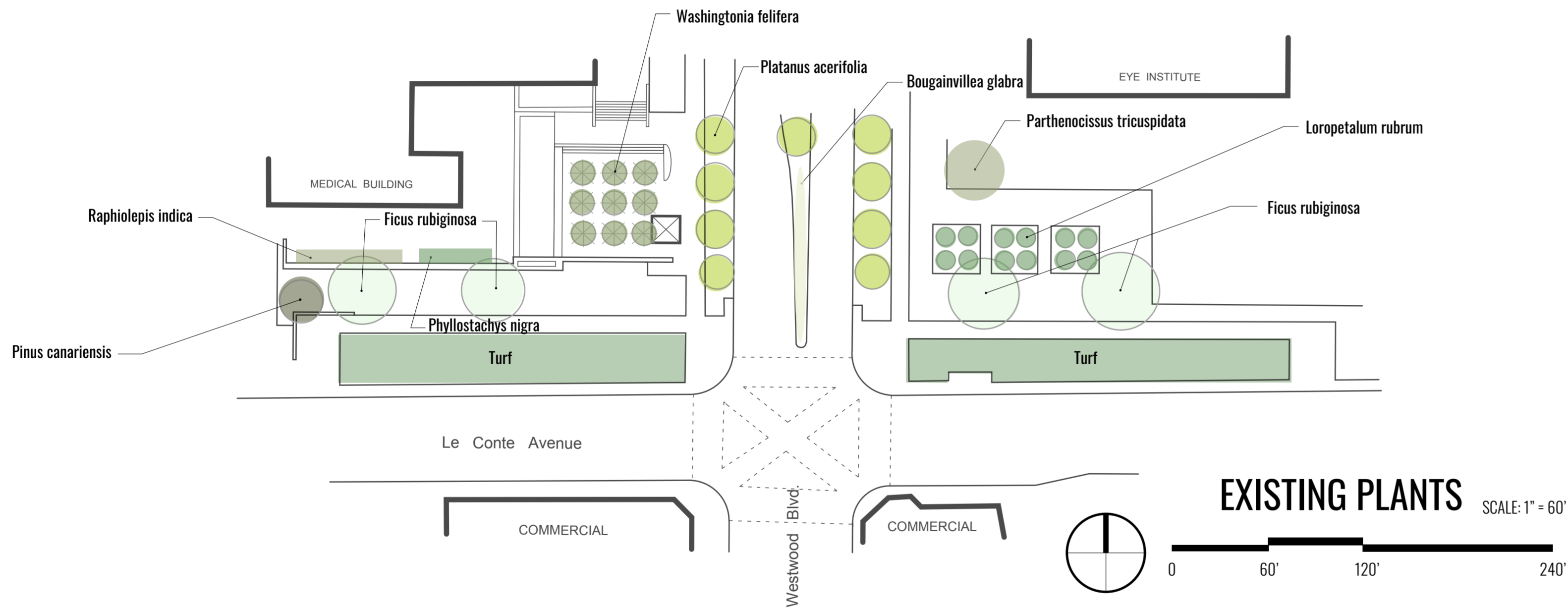


BUCHLOE DACTYLOIDES
UC VERDE BUFFALO GRASS
1'H X SPREADING
WUCOLS: LOW-MED



LEGEND

- PRIMARY VEHICULAR CIRCULATION
- BICYCLE CIRCULATION
- PRIMARY PEDESTRIAN CIRCULATION
- SECONDARY PEDESTRIAN CIRCULATION
- DESIRABLE VIEW
- UNDESIRABLE VIEW
- NOISE
- * SUNSET ZONE 24



EXISTING PLANTS

SCALE: 1" = 60'

SUN PATH + SHADOW STUDY: EQUINOX

